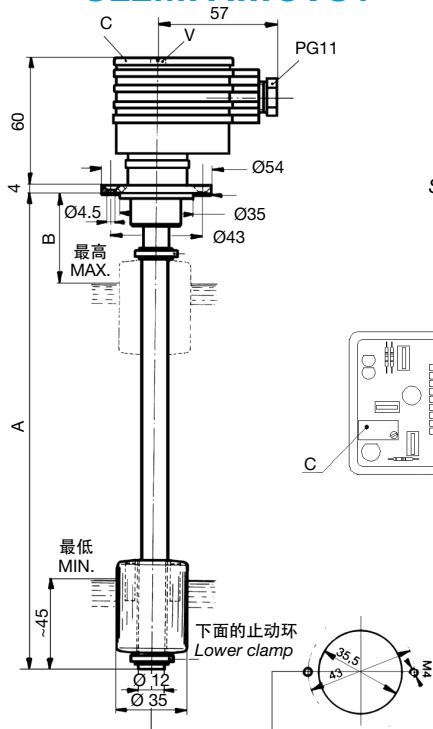


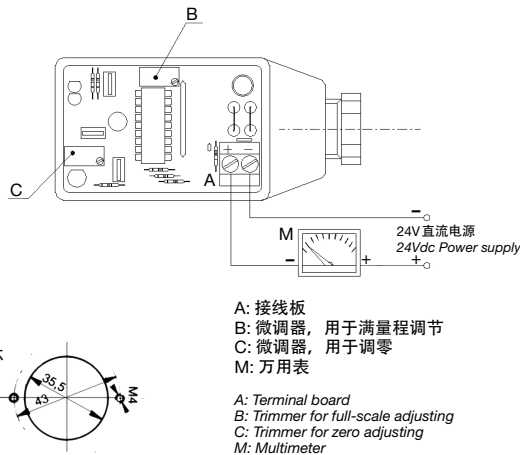
配备4/20 mA信号转换器的液位传感器 Level sensors with 4/20 mA signal converter

SL1MFA...CVS1 SL2MFA...CVS1

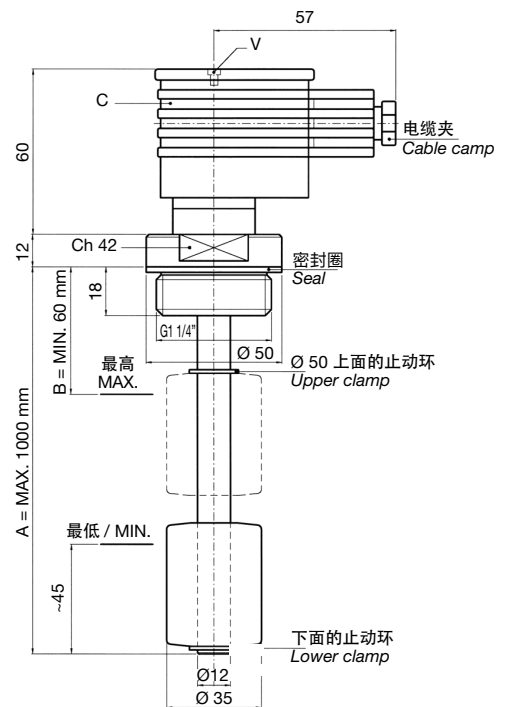


订购示例 ORDERING EXAMPLE

SLM2FA700/150CVS1
传感器类型 2 (10 mm)
距离 A700 / B150 mm



SL1MTA...CVS1 SL2MTA...CVS1



液位传感器SL1MFA ... CVS1和SL2MFA ... CVS1, SL1MTA ... CVS1和SL2MTA ... CVS1配备有4/20 mA信号转换器装在C接头中, 旨在连续检查罐中液体的液位。

这些传感器固定在盛有待检查流体的水箱上, 通过安装在阀杆内部的线性传感器, 根据流体液位发送可变信号, 带有磁铁的浮子沿着该传感器滑动。

有两种型号: SL1M...内部传感器相距15毫米和SL2M...内部传感器相距10毫米, 后者可提供更线性和连续的输出信号。

通过为转换器提供直接、滤波和稳定的电压电平变化, 可以检测到最小电平为4 mA, 最大电平为20 mA的范围。可以对一个或多个报警点进行编程。这些报警点将配备有转换器的传感器连接到个人计算机或直接连接到一个伊莱科数字指示器。

要将液位传感器连接到数字指示器, 必须使用0.25平方毫米的细屏蔽电缆。拧紧V螺钉, 从C连接器下方的端子板的前部取出。

要检查湍流流体, 建议使用相同长度的防溅罩, 其最小内径为60 mm。这些液位传感器可以连接到伊莱科数字指示器, 以显示简单的液位, 或者除了液位百分比外, 还可以设置可调节的报警点。

要将液位传感器连接到数字指示器, 必须使用0.25平方毫米的细屏蔽电缆。拧紧V螺钉, 从C连接器下方的端子板的前部取出。

要检查湍流流体, 建议使用相同长度的防溅罩, 其最小内径为60 mm。

注意: 传感器必须放置在离金属壁和可能存在相互作用的磁场至少50毫米远的地方。

材料

阳极氧化铝法兰、黄铜杆、腈基丁二烯橡胶浮子、IP65 PG11连接器、腈基丁二烯橡胶密封圈。

技术数据

滤波和稳定的电源电压	24 Vdc
传感器最大长度	A = 1000 mm.
传感器最小长度	A = 300 mm.
到最高液位的最小距离	60 mm.
介质比重	≥ 0,7 kg/dm ³
最大黏度	150 cSt
最高温度	+80°C
最低温度	-10°C
最大压力	10 bar
电气保护	IP65 EN60529

订购时, 请注明传感器类型、要检查的流体和A-B尺寸。

Level sensors SL1MFA...CVS1 and SL2MFA...CVS1, SL1MTA...CVS1 and SL2MTA...CVS1, equipped with a 4/20 mA signal converter housed in the C connector, have been designed to check continuously the level of a fluid in a tank.

Fixed over the tank containing the fluid to be checked, these sensors send a variable signal, according to the fluid level, by means of a linear transducer housed inside the stem along which the float with magnet slides.

Two models are available: SL1M...with the inside sensors 15 mm apart and SL2M...with the inside sensors 10 mm apart, the latter giving a more linear and continuous output signal.

By feeding the converter with a direct, filtered and stabilized voltage level variations ranging between 4 mA for the minimum level and 20 mA for the maximum level can be sensed. It is possible to program one or more alarm points connecting the sensor equipped with the converter to a personal computer or directly to one of the Elettrotec digital indicators.

To connect the level sensor to the digital indicators it is necessary to use a thin shielded cable with a 0.25 sq. mm section, taking out before the terminal board located under the C connector, by unscrewing the V screw.

To check turbulent fluids, it is recommended to use a slosh shield of the same length, with a 60 mm minimum internal diameter.

N.B. - The sensor must be placed at least 50 mm far from metal walls and possible interacting magnetic fields.

MATERIALS

Flange in anodized aluminium; brass stem; NBR float; IP65 PG11 connector; NBR seal.

SPECIFICATIONS

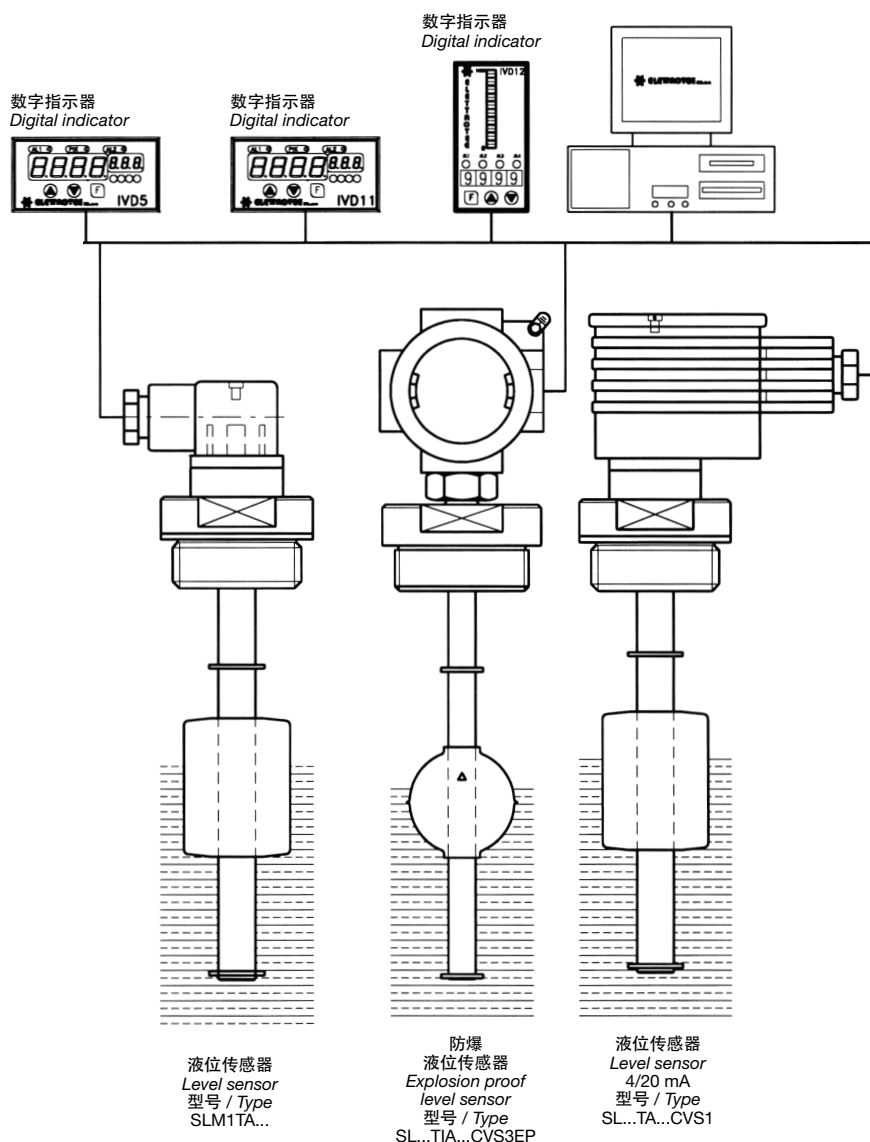
Filtered and stabilized supply voltage	24 Vdc
Sensor max. length	A = 1000 mm
Sensor min. length	A = 300 mm
Min. distance to highest level	B = 60 mm
Specific weight of the media	≥ 0,7 kg/dm ³
Max. fluid viscosity	150 cSt
Max. temperature	+80°C
Min. temperature	-10°C
Max. pressure	10 bar
Electric protection	IP65 EN60529

When placing an order, please indicate the sensor type, the fluid to be checked and the A-B quotes.

Elettrotec保留未经事先通知更改产品技术数据或暂停生产的权利。该压力控制器触点受到强烈冲击或震动时可能会损坏。用户有责任对我们的产品是否适合特定应用进行测试, 例如, 材料的兼容性测试。仅在现场试验中得到证实的使用才是适当的。该样本中的技术信息基于产品开发过程中的测试和经验值的积累, 他们可能并不适用于所有情况。

Elettrotec reserves the right to technical data of change to the products or halt production without prior notice. It is the responsibility of the user to test the suitability of our products for the particular application, for example, the verification of material compatibility. The use may only be appropriate if proven in field tests. The technical information in this catalogue are based on tests made during product development and based on empirically gathered values. They may not be applicable in all cases.

液位传感器 Level sensors



伊莱科最近设计了一系列新的浮子液位传感器。伊莱科液位传感器可以用腐蚀性介质的不锈钢制成，也可以用铝、黄铜管和腈基丁二烯橡胶浮子制成的法兰制造。设计了一系列浮子传感器可直接提供4/20 mA输出信号。这些传感器配有“CVS”信号转换器。它还设计了一个型号“SL...3...”系列，该型号允许通过适当的微调器选择三个不同的可调警报设置点。浮子传感器的杆长最大为2500 mm，非常适合监测河流、大坝中的水位或检查药品、燃料、酸等的储料仓。Elettrotec传感器可以连接到各种不同的数字指示器，以进行远程液位或音量监控。

Elettrotec level sensors have been designed to control the level of a liquid. A series of float sensors has been designed to supply directly a 4/20mA output signal. These sensors are equipped with a “CVS” signal converter.

The model “SL...3...” has been designed to be able to select by means of special trimmers, three separate alarm points adjustable at will. Float sensors, designed with a stem length up to 2500 mm, are perfectly suitable to monitor the level of water in rivers, dams or to check storage silos of pharmaceutical products, fuels, acids, etc. All level sensors can be supplied entirely in stainless steel for corrosive media, or with aluminium flange, brass tube and NBR float and can be connected to a series of digital indicators for reading the level or volume at a distance.

Elettrotec保留未经事先通知更改产品技术数据或暂停生产的权利。该压力控制器触点受到强烈冲击或震动时可能会被损坏。用户有责任对我们的产品是否适合特定应用进行测试，例如，材料的兼容性测试。仅在现场试验中得到证实的使用才是适当的。该样本中的技术信息基于产品开发过程中的测试和经验值的积累，他们可能并不适用于所有情况。

Elettrotec reserves the right to technical data of change to the products or halt production without prior notice. It is the responsibility of the user to test the suitability of our products for the particular application, for example, the verification of material compatibility. The use may only be appropriate if proven in field tests. The technical information in this catalogue are based on tests made during product development and based on empirically gathered values. They may not be applicable in all cases.