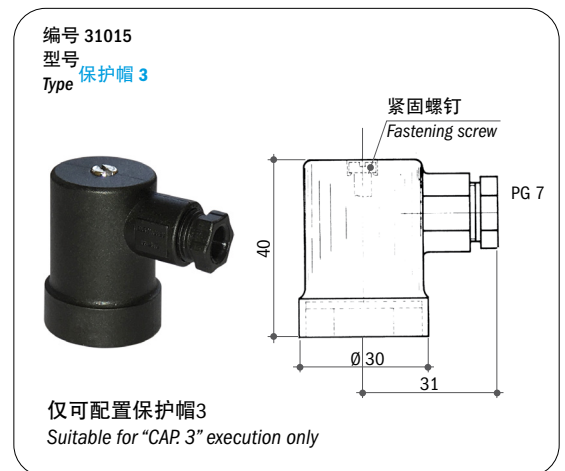


最大电压	48 Vac/dc	Max. voltage	48 Vac/dc
电流	0.5 (0.2) A	Current	0.5 (0.2) A
温度范围	-40°C...+140°C (根据膜片/垫圈材料)	Temperature range	-40°C to +140°C (according to diaphragm/seal material)
25°C 时最大循环速率	200/1' (膜片式)	Max. cycle rate at 25°C	200/min. (diaphragm type)
25°C 时最大循环速率	80/1' (活塞式)	Max. cycle rate at 25°C	80/min. (piston type)
防护端子	IP 00	Protection (terminals)	IP 00
带保护帽1和10的防护	IP 54	Protection with CAP. 1 - CAP. 10	IP 54
带保护帽3的防护	IP 65	Protection with CAP. 3	IP 65
开关外壳	尼龙66	Switch housing	PA 66
机械寿命	10 <sup>6</sup> 循环	Mechanical life	10 <sup>6</sup> operations
强度试验	1500 V - 10 mA - 10"	Strength test	1500 V - 10 mA - 10"
建议拧紧力矩	最大4 Kgm, 见第3页	Recommended tightening torque	Max. 4 Kgm see page 3

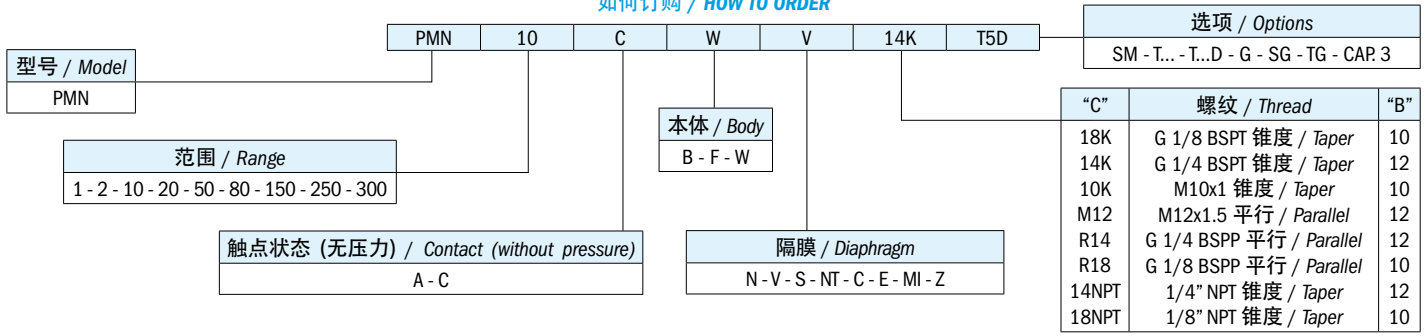
### 保护帽 / PROTECTION CAPS

#### 防护等级 IP 54 / IP 54 PROTECTION

#### 防护等级 IP 65 / IP 65 PROTECTION



如何订购 / HOW TO ORDER



订购信息 / ORDERING INFORMATION

PMN...	带6.3x0.8fast-on连接端子的可调式压力控制器
触点状态	A 常开触点 C 常闭触点
本体材料 Ch 24 (见一般规格)	B 黄铜 F 镀锌钢 W 所有型号均可按需配置316不锈钢
可用隔膜/密封垫	N NBR (-5°C到+60°C) V FKM (-5°C到+90°C) S 硅胶 (-30°C到+120°C) NT HNBR (-25°C到+140°C) C 氯丁橡胶 (-10°C到+90°C) E EPDM (-20°C到+110°C) MI 不锈钢 (-30°C到+140°C) Z ZNBR (-40°C到+60°C)
可用螺纹	18K G 1/8 BSPT 锥度 14K G 1/4 BSPT 锥度 10K M10x1 锥度 M12 M12x1.5 平行 R14 G 1/4 BSPP 平行 R18 G 1/8 BSPP 平行 14NPT 1/4" NPT 锥度 18NPT 1/8" NPT 锥度
选项	SM 压力传感缓冲器 T... 调节向上设定点到所需值 (例如: 2 bar) T...D 调节向下设定点到所需值 (例如: 5 bar) G 用于低电流的镀金触点 SG 脱脂应用于氧气 TG 气体应用测试 CAP. 3 适合配置保护帽3

PMN...	Pressure controller with push-on terminals 6.3x0.8
Contact type	A NO normally open C NC normally closed
24 AF body material (see general specifications)	B Brass F Zinc plated steel W S.s. 316 on request for all models
Available diaphragm/seal	N NBR (-5°C to +60°C) V FKM (-5°C to +90°C) S Silicone (-30°C to +120°C) NT HNBR (-25°C to +140°C) C Neoprene (-10°C to +90°C) E EPDM (-20°C to +110°C) MI Stainless steel (-30°C to +140°C) Z ZNBR (-40°C to +60°C)
Available threads	18K G 1/8 BSPT taper 14K G 1/4 BSPT taper 10K M10x1 taper M12 M12x1.5 parallel R14 G 1/4 BSPP parallel R18 G 1/8 BSPP parallel 14NPT 1/4" NPT taper 18NPT 1/8" NPT taper
Options	SM Snubber for pressure picks T... Set-point rising to the required value (ex. T2 rising set-point adjustment at 2 bar) T...D Set-point falling to the required value (ex. T5D falling set-point adjustment at 5 bar) G Gold-plated contact for low current SG Degreased for applications with oxygen TG Tested for applications with gas CAP. 3 Execution suitable for CAP. 3

一般规格 / GENERAL SPECIFICATIONS

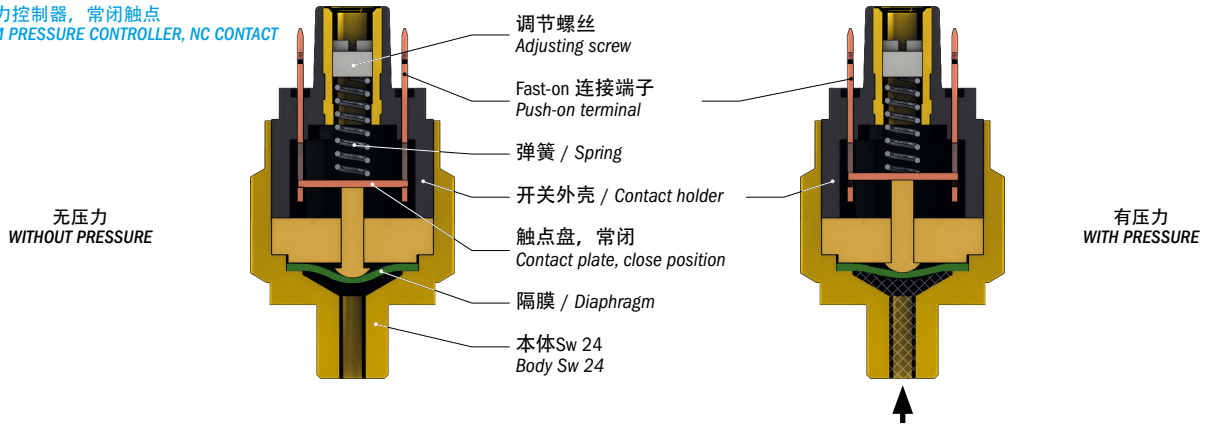
型号 MODEL	调整的相对压力 范围 ADJUSTMENT RELATIVE PRESSURE RANGE bar	尺寸 DIMENSIONS "A" mm		最大静压 MAX. STATIC PRESSURE bar			25°C时最大固定磁滞 MAX. FIXED HYSTERESIS AT 25°C bar	25°C时公差 TOLERANCE AT 25°C bar	配置 EXECUTION
		用于保护 帽 1 VERSION FOR CAP. 1	用于保护 帽 3 VERSION FOR CAP. 3	黄铜配置本体 BRASS BODY EXECUTION	镀锌钢配置本体 ZINC PLATED BODY EXECUTION	316不锈钢配置 本体 S.S. 316 BODY EXECUTION			
PMN 1	0.1 - 1	40	46	300	300	300	0.1	±0.1	膜片 Diaphragm
PMN 2	0.15 - 2	40	46	300	300	300	0.15	±0.2	
PMN 10	2 - 10	40	46	300	300	300	0.2	±0.3	
PMN 20	10 - 20	40	46	300	300	300	0.3	±0.4	
PMN 50	20 - 50	40	46	300	300	300	0.8	±1	
PMN 80	50 - 80	40	46	300	300	300	5.5	±2	钢活塞 Steel piston
PMN 150	50 - 150	43	49	600	600	600	10	±5	
PMN 250	100 - 250	43	49	600	600	600	15	±10	
PMN 300	50 - 300	43	49	600	600	600	20	±15	

Elettrotec保留未经事先通知更改产品技术数据或暂停生产的权利。该压力控制器触点受到强烈冲击或震动时可能会被损坏。用户有责任对我们的产品是否适合特定应用进行测试, 例如, 材料的兼容性测试。仅在现场试验中得到证实的使用才是适当的。该样本中的技术信息基于产品开发过程中的测试和经验值的积累, 他们可能并不适用于所有情况。

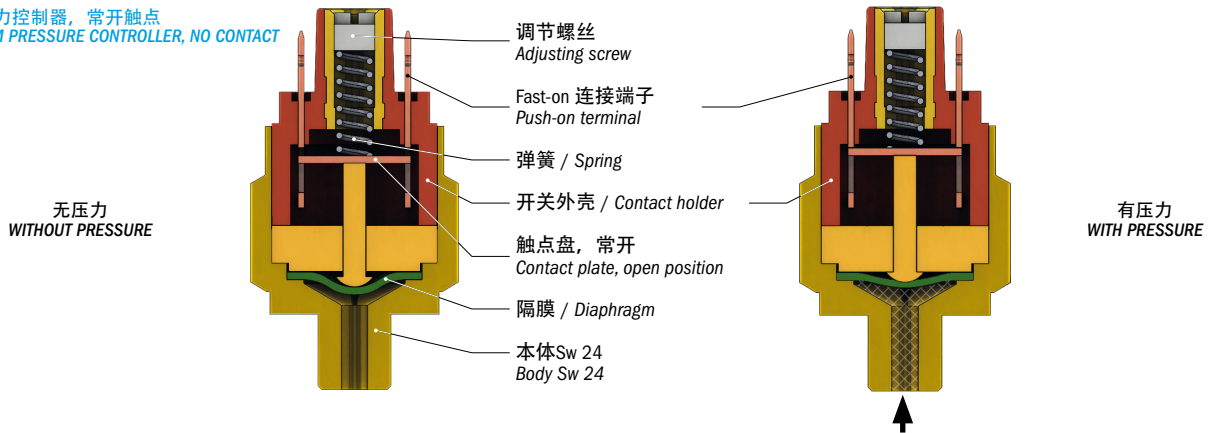
Elettrotec reserves the right to technical data of change to the products or halt production without prior notice. The pressure controller contacts can be damaged when subject to strong shocks or high vibration. It is the responsibility of the user to test the suitability of our products for the particular application, for example, the verification of material compatibility. The use may only be appropriate if proven in field tests. The technical information in this catalogue are based on tests made during product development and based on empirically gathered values. They may not be applicable in all cases.

# 常规技术参数 GENERAL TECHNICAL DATA

隔膜式压力控制器，常闭触点  
DIAPHRAGM PRESSURE CONTROLLER, NC CONTACT



隔膜式压力控制器，常开触点  
DIAPHRAGM PRESSURE CONTROLLER, NO CONTACT



建议紧固力矩 / RECOMMENDED TIGHTENING TORQUES

黄铜 / Brass		镀锌钢 Zinc plated steel		316不锈钢 / S.s. 316	
螺纹 Thread	建议紧固力矩* Recommended tightening torque Nm	螺纹 Thread	建议紧固力矩* Recommended tightening torque Nm	螺纹 Thread	建议紧固力矩* Recommended tightening torque Nm
R18	17	R18	22	R18	24
18K	17	18K	22	18K	24
18NPT	17	18NPT	22	18NPT	24
5/8UNF	30	5/8UNF	40	5/8UNF	45
R12	40	R12	55	R12	60
R14	25	R14	35	R14	40
14K	25	14K	35	14K	40
14NPT	25	14NPT	35	14NPT	40
M10	18	M10	25	M10	30
M12	23	M12	32	M12	35
10K	18	10K	25	10K	30
34K	50	34K	70	34K	80

电气触点分类 / ELECTRICAL CONTACTS APPLIED













触点材料 / Contacts			DIN-EN-60947-5-1 标准 Standard DIN-EN-60947-5-1	IEC60617电气符号 Symbol IEC 60617
NO	NO 常开 NO normally open	单刀单掷 SPST	X	
NC	NC 常闭 NC normally closed	单刀单掷 SPST	Y	
SC	SC 可切换 CO change over (snap action)	单刀双掷 SPDT	C	

\* 不适当的扭矩可能会影响开关的机械寿命。相关法规以多种方式表达。通过改变用于制造开关本体的材料类型，也将改变紧固扭矩。

\* Improper torque may affect the mechanical life of the switch. The relevant legislation has been expressed in various ways. By varying the type of material used to make the switch body, will also vary the tightening torque.

# 压力控制器 / PRESSURE CONTROLLERS

## 电气保护 ELECTRIC PROTECTIONS

		PMN	PMM	PM250	MS	PS	PSM PSP	PMC PMC...D	PPC PPCF	PPC...D PPCF...D	PML	PPL	PSK	MPS	PHP	PHC
<b>页 / Page</b>		9	11	13	15	15	17...24	25	27	27	29	29	31	33	35	37
<b>电气保护IP54 IP 54 electric protection</b>	保护帽1 CAP. 1 	●	●	●											●	
	保护帽10 CAP. 10 	●	●												●	
	保护帽12 CAP. 12 						●									
	保护帽16 CAP. 16 				●	●								●		
	保护帽30 CAP. 30 															●
	保护帽31 CAP. 31 															
<b>电气保护IP65 IP 65 electric protection</b>	保护帽3 CAP. 3 	●	●	●											●	
	保护帽13 CAP. 13 				●	●										
	DIN 40050 连接器 DIN 40050 connector 						●	●	●	●	●	●	●	●	●	●
<b>电气保护IP67 IP 67 electric protection</b>	保护帽14+飞线+连接器 CAP. 14 + flying leads + connector 	●		●	●	●									●	
	M12连接器 / M12 connector 				●	●	●	●	●	●	●	●	●	●	●	
	Deutsch接头 													●		

## 电气数据 ELECTRIC DATA

		PMN	PMM	PM250	MS	PS	PSM PSP	PMC PMC...D	PPC PPCF	PPC...D PPCF...D	PML	PPL	PSK	MPS	PHP	PHC
<b>电源 / Power supply</b>	12 Vac/dc	●	●	●	●	●	●	●	●	●	●	●	●	●	●	●
	24 Vac/dc	●	●	●	●	●	●	●	●	●	●	●	●	●	●	●
	48 Vac/dc	●	●	●	●	●	●	●	●	●	●	●	●	●	●	●
	110 Vac/dc			●	●	●	●	●	●	●	●	●	●	●	●	●
	220 Vac/dc			●	●	●	●	●	●	●	●	●	●	●	●	●
	250 Vac/dc			●	●	●	●	●	●	●	●	●	●	●	●	●
<b>最大电流 / Max. current</b>	< 30 mA	●	●	●	●	●	●	●	●	●	●	●	●	●	●	●
	0.5 A	●	●	●											●	
	3 A							●	●	●	●	●	●			●
	4 A															●
	6 A				●	●	●									
	7 A													●		
	8 A															●
	10 A							●	●	●	●	●	●	●		
15 A															●	
<b>镀银触点 / Silver plated contacts</b>		●	●	●	●	●	●	●	●	●	●	●	●	●	●	●
<b>镀金触点 / Gold plated contacts</b>		●	●	●	●	●	●	●	●	●	●	●	●	●	●	●
<b>固定复位差 / Fixed hysteresis</b>		●	●	●	●	●	●	●	●	●	●	●	●	●	●	●
<b>可调复位差 / Adjustable hysteresis</b>							●									
<b>本体 Ch 24 / Body 24 AF</b>		●	●	●	●	●					●	●		●	●	
<b>本体 Ch 27 / Body 27 AF</b>							●									

ELETTROTEC保留未经事先通知更改产品技术数据或暂停生产的权利。该压力控制器触点受到强烈冲击或震动时可能会损坏。用户有责任对我们的产品是否适合特定应用进行测试，例如，材料的兼容性测试。仅在现场试验中得到证实的使用才是适当的。该样本中的技术信息基于产品开发过程中的测试和经验值的积累，他们可能并不适用于所有情况。

Elettrotec reserves the right to technical data of change to the products or halt production without prior notice. The pressure controller contacts can be damaged when subject to strong shocks or high vibration. It is the responsibility of the user to test the suitability of our products for the particular application, for example, the verification of material compatibility. The use may only be appropriate if proven in field tests. The technical information in this catalogue are based on tests made during product development and based on empirically gathered values. They may not be applicable in all cases.